



TRANSFORMER SUBSTATIONS

BRIEF DESCRIPTION

More than 40 years of experience in development and production of transformer substation housings ensures that we will be able to offer a perfect solution for your electrical distribution networks. Substations are available in three main housing types - galvanized steel (MT), concrete (BKT) and frame module design (MKT) with indoor or outdoor service and with installed required number of medium voltage and low voltage panels. The electrical diagram and arrangement of the equipment in the transformer substation are to be settled when making an order.



MAIN ADVANTAGES:

- Convenient arrangement and large choice of equipment
- High versatility in external design
- Up-to date and solid sturdy design
- Internal arc type tested up to 20kA/1s
- Possible replacement of the housing modules
- Low dimensions
- Installed transformers up to 4x2500kVA
- 2 mm thickness zinc coated sheet steel housing,
- Powder painted in desired colour
- Delivered with hot dip galvanised steel base frame foundation or concrete foundation
- 17000 transformer stations produced since 1967

Medium voltage switchgear

Rated voltage	kV	12 / 17,5 / 24
Rated current	A	400, 630, 1000
Rated busbar current	A	400, 630, 1250
Rated short-time withstand current	kA (1s)	16 / 20 / 25
Rated peak withstand current	kA	40 / 50 / 63

Low voltage distribution

Rated voltage	V	690
Rated current max	A	4000

Transformer

Rated power max	kVA	2500
-----------------	-----	------

Ambient temperature

°C	-40...+55
----	-----------

Degree of protection

IP44

Options

- Concrete foundation
- Forced ventilation
- Remote control

Internal arc type test 20kA/1s





MT

BKT

MKT

HIGH VOLTAGE COMPARTMENT

Standard medium voltage distribution cubicles are equipped with air or SF6 insulation load break switches, surge arresters and capacitive voltage indication. Optionally it is possible to order - current, voltage transformers for kWh metering, short circuit indication and motor operation, which allows a full remote control and ARS (automatic reserve switching). As an option high voltage compartment can be equipped with any brand of SF6 insulated RMU.

LOW VOLTAGE COMPARTMENT

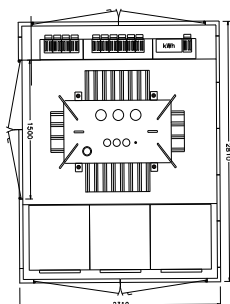
The low voltage unit is either an open distribution board with a busbar running the length of the assembly or a metal-enclosed, modular switchgear type SI-04. Switch-fuses type SLC and SLB (ABB Kabeldon, Sweden) or NH (EFEN, Germany) as well as MCCB'S with rated currents up to 4000 A can be used as switching devices. Metering instruments can be installed if required.

TRANSFORMER COMPARTMENT

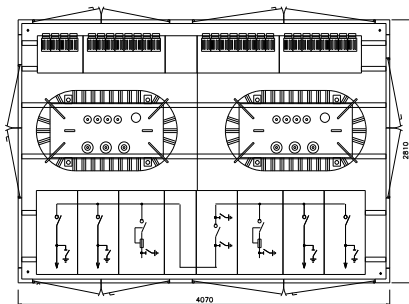
In every case (except low power - less then 100kVA transformers) are to be transported separately and placed in to the substation through the door or roof (optionally) at site. Rated power of the transformers placed in the substation is up to 2500 kVA.

HOUSING AND DIMENSIONS

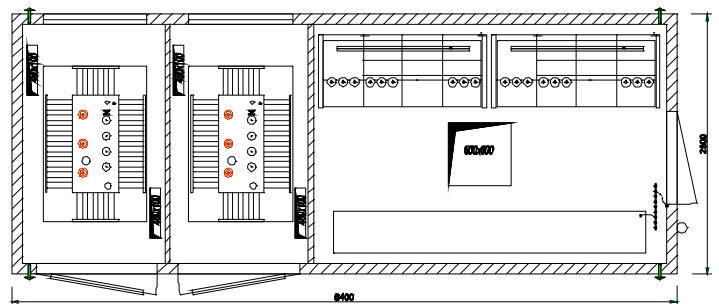
The standard height of the substation MTT is 2510 mm. The housing is assembled of modules the width of 250, 500 or 750 mm. Modules are made of corrosion-proof 2.0 mm hot dip galvanised sheet steel. The foundation of the substation is made of hot-dip galvanised sheet steel of 4 mm. The housing of substation is powder painted in standard colour RAL7032. Other colours - on special request.



MTT 8x10-1x800kVA



MTT 10x17-2x1000kVA



BKT 2x1000kVA

ELGA UAB

Pramones st. 12
LT-78150 Siauliai, Lithuania
Phone: +370 41 594710
Fax.: +370 41 594725
Mail : info@elga.lt
Internet: www.elga.lt

